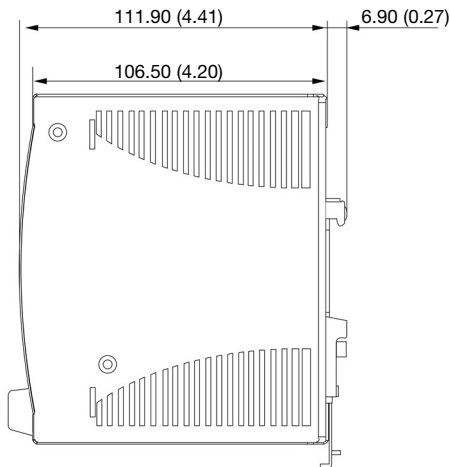
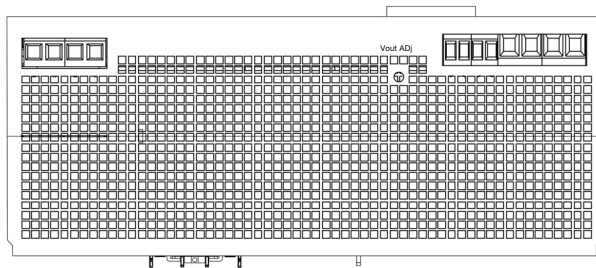
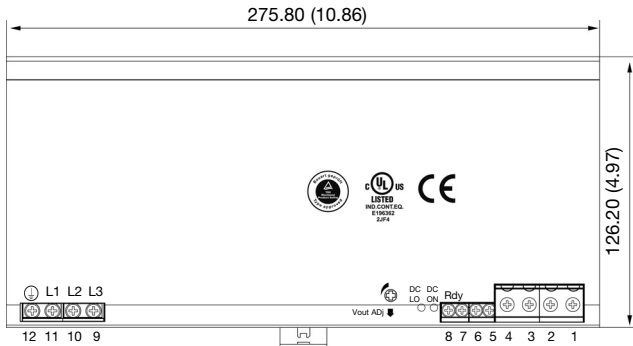




Mechanical Drawings mm/inches



Installation

Ventilation and cooling	Normal convection All sides 25mm free space for cooling is recommended
Conductors sections	
From Pin1 to Pin4	10-24AWG (0.2-4mm ²) flexible or solid cable 8mm stripping recommend
From Pin5 to Pin8	6-20AWG (0.5-10mm ²) flexible or solid cable 8mm stripping recommend
From Pin9 to Pin12	10-24AWG (0.2-4mm ²) flexible or solid cable 8mm stripping recommend
Max. torque for screws terminals	
From Pin1 to Pin4	1.008Nm (9.0lb-in)
From Pin5 to Pin8	1.763Nm (15.6lb-in)
From Pin9 to Pin12	0.616Nm (5.5lb-in)